

CYP-C

Annual Statistics – Report Access

February 23, 2018

Goal

- Enable institutions (i.e. you!) to have access to your own CYP-C data

Challenge

- CYP-C is a relational database (i.e. one to many relationships)
- Thus, data exist as many separate tables linked by IDs
- To use data, need to link tables
 - Statistical software such as SAS
 - Relational database such as Access
 - We can create flat files for you

Report Types

- Institutional – by year
- Institution – comparative against national statistics
- Individual patient – including survivorship passport
- Raw data flat file

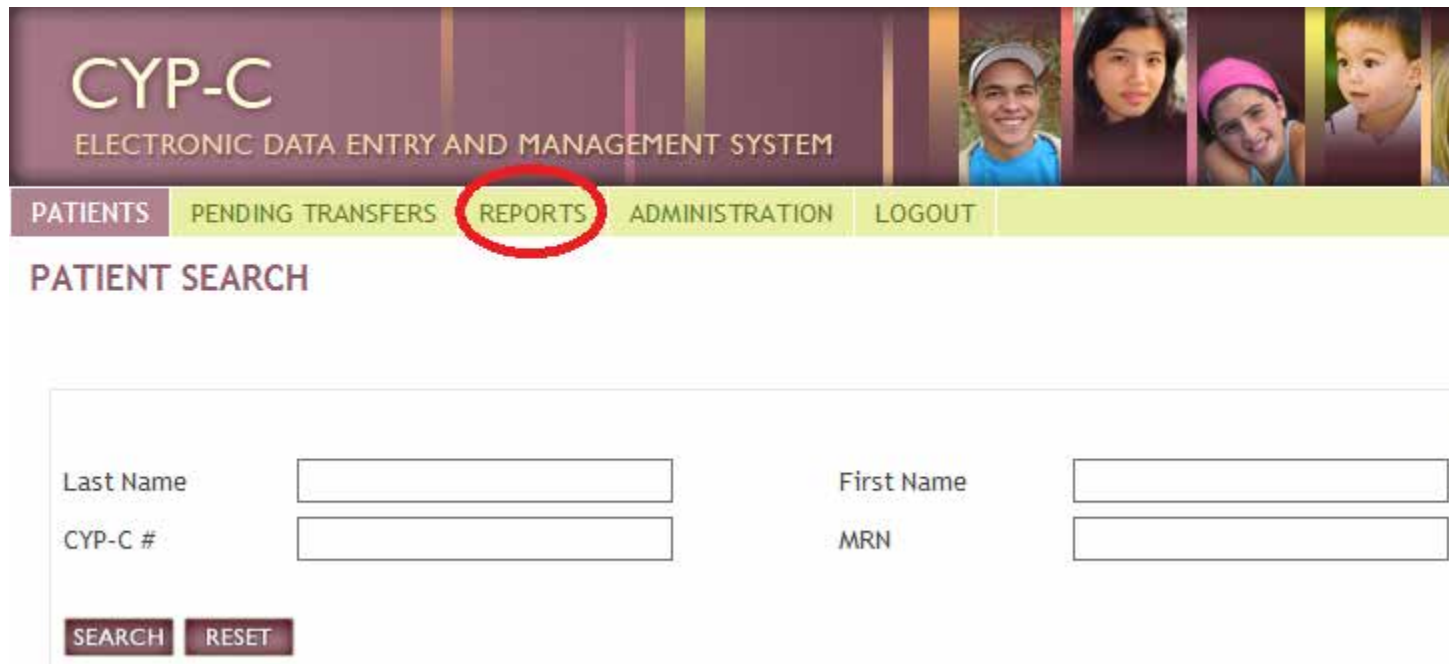
Institutional Report

- This version is an initial draft – we are very open to modifications
- Uses:
 - Institutional case load estimates
 - Data checking and quality control
 - Feasibility for research



DEMO

Step 1 – Access the Reports Tab



CYP-C
ELECTRONIC DATA ENTRY AND MANAGEMENT SYSTEM

PATIENTS PENDING TRANSFERS **REPORTS** ADMINISTRATION LOGOUT

PATIENT SEARCH

Last Name

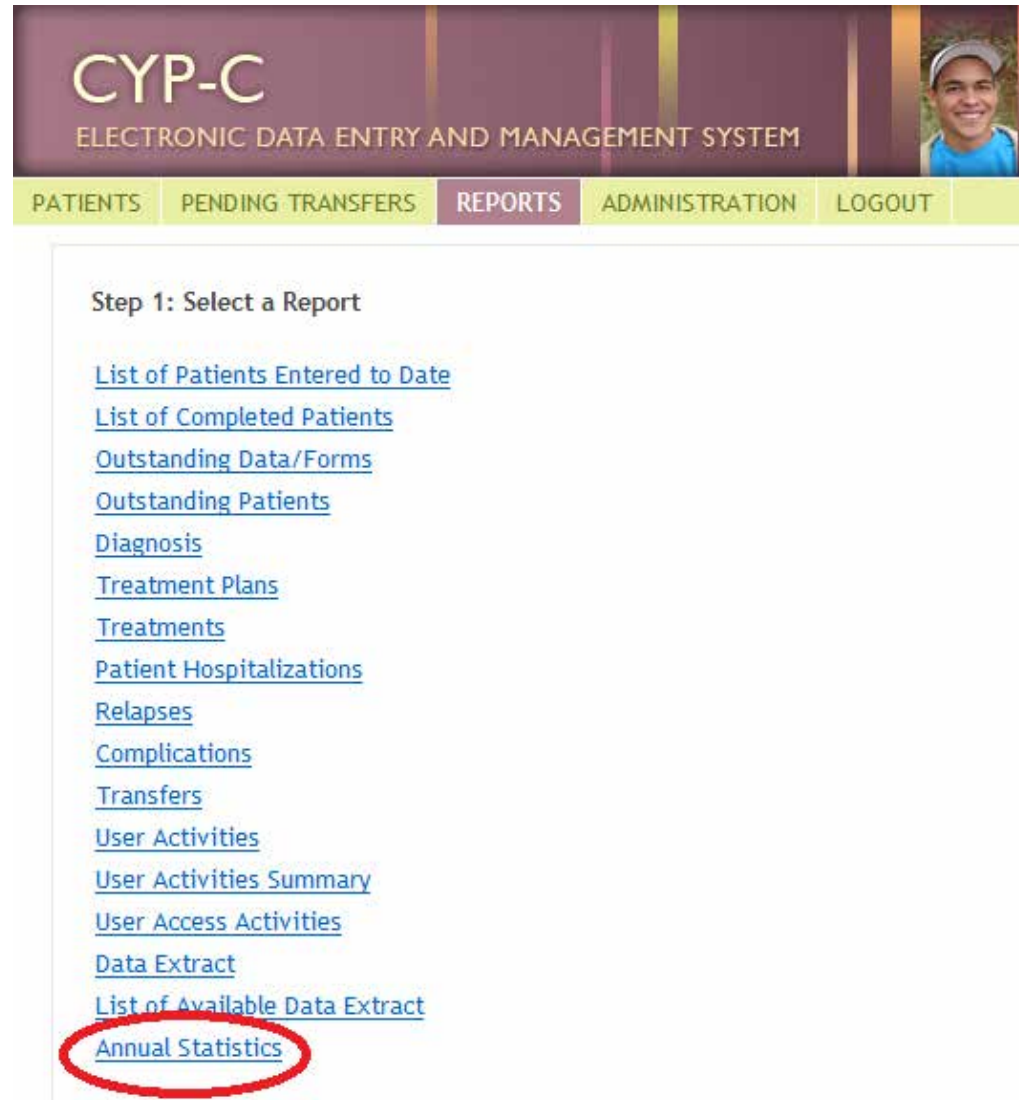
First Name

CYP-C #

MRN

SEARCH RESET

Step 2 – Select “Annual Statistics”



CYP-C
ELECTRONIC DATA ENTRY AND MANAGEMENT SYSTEM

PATIENTS | PENDING TRANSFERS | **REPORTS** | ADMINISTRATION | LOGOUT

Step 1: Select a Report

- [List of Patients Entered to Date](#)
- [List of Completed Patients](#)
- [Outstanding Data/Forms](#)
- [Outstanding Patients](#)
- [Diagnosis](#)
- [Treatment Plans](#)
- [Treatments](#)
- [Patient Hospitalizations](#)
- [Relapses](#)
- [Complications](#)
- [Transfers](#)
- [User Activities](#)
- [User Activities Summary](#)
- [User Access Activities](#)
- [Data Extract](#)
- [List of Available Data Extract](#)
- [Annual Statistics](#)

Step 3 – Select Date Range




CYP-C
ELECTRONIC DATA ENTRY AND MANAGEMENT SYSTEM

PATIENTS PENDING TRANSFERS **REPORTS** ADMINISTRATION LOGOUT

Step 2: Collect Report Criteria
All fields marked with an asterisk (*) are mandatory.

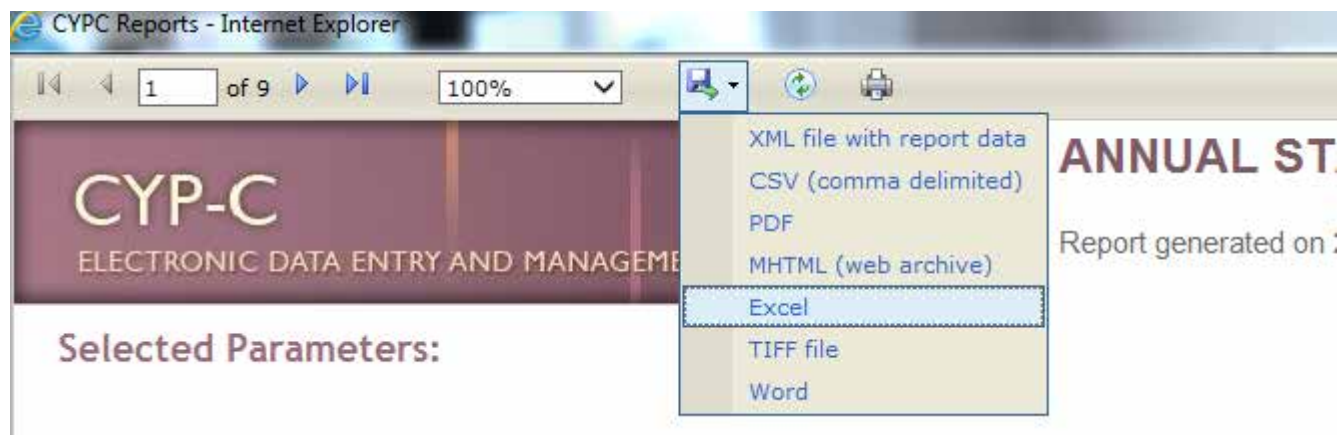
Selected Report: Annual Statistics

Annual Year from:  Include All Dates

to: 

<< BACK **RESET** **VIEW >>**

Step 4 – Export to Excel



Do you want to open or save **Annual Statistics.xlsx** from **iwk-cyp-c-new**?

Open

Save

Cancel

×